



## 1 sovrum Lägenhet till salu i Torrevieja, Alicante

225.000€

New Build Development in the Heart of Torrevieja

Located in the vibrant center of Torrevieja, this new build development offers the perfect combination of modern living and accessibility. Situated just 300 meters from a wide array of services, including restaurants, bars, supermarkets, taxis, bus stops, pharmacies, and banks, this property provides unparalleled convenience in one of the most sought-after areas of the city.
















Proximity to Beaches and Entertainment

One of the standout features of this property is its close proximity to the stunning beaches of Torrevieja, located just 600 meters away. Whether you're looking to relax by the sea or explore the local area, you'll find yourself close to some of the best coastal spots. Additionally, the renowned shopping center "Las Habaneras" is just 1 km away, offering a variety of shops, entertainment, and dining options. For outdoor enthusiasts, the beautiful "Parque Europa" is also nearby, perfect for leisurely walks and family outings.

Modern Design and Amenities

This residential building is comprised of 17 units, featuring studio apartments as well as 1, 2, and 3-bedroom layouts. Designed with modern living in mind, each unit offers spacious interiors and high-quality finishes. Residents can enjoy a community rooftop area with a heated glass swimming pool, perfect for year-round relaxation.

Additional Storage and Location Perks

- |   |  |   |
|---|--|---|
|  1 sovrum           |  1 badrum               |  33m <sup>2</sup> Bygg storlek |
|  Simbassäng         |  Beach: 600 Meters      |  Communal Pool                 |
|  Double Bedrooms: 1 |  Elevator/Lift          |  Location: Coastal             |
|  Near Bus Route     |  Near Commercial Center |  Near Schools                  |
|  Space              |  Terrace: 18 Msq.       |  Useable Build Space: 30 Msq.  |