

2 soveværelse Villa til salg i San Pedro del Pinatar, Murcia

276.000€

New Build Bungalows in San Pedro del Pinatar – Luxury and Nature by the Sea

Prime Location Near Beaches and Nature Reserve

Discover an exclusive residential complex of new build bungalows located in one of the most privileged areas of San Pedro del Pinatar, Murcia. Just 1.8 km from the beaches of the Mediterranean Sea and only 500 metres from the protected Salinas y Arenales Regional Park, this development offers a unique lifestyle surrounded by nature, tranquillity and all essential services.

The complex sits in a peaceful residential neighborhood facing a large park, with easy walking access to supermarkets, shops, cafés, the town centre, and the local bus station, providing excellent connections to nearby towns such as Torrevieja and Cartagena.





















Modern Mediterranean Living – Bungalows with Garden or Solarium

This boutique development offers 2 and 3 bedroom bungalows with two distinct layouts:

Ground floor homes with private gardens

Top floor homes with spacious private solariums

Each property is designed to maximize comfort, natural light, and open spaces, ideal for both permanent living and holiday retreats. All homes include a private parking space and storage room, and enjoy access to a large communal swimming pool and a fully equipped gym.

- | | | |
|--|---|---|
|  2 soveværelser |  2 badeværelser |  69m ² Byg størrelse |
|  16m ² Grundstørrelse |  Svømmepøl |  Garden |
|  Communal Pool |  Gym |  Gated |
|  Number of Parking Spaces: 1 |  Air Conditioning: Pre-Installed |  Near Schools |
|  Near Commercial Center |  Near Bus Route |  Location: Coastal, Urbanisation |
|  Double Bedrooms: 2 |  Beach: 2000 Meters |  Useable Build Space: 60 Msq. |
|  Terrace: 13 Msq. |  Parking - Space | |